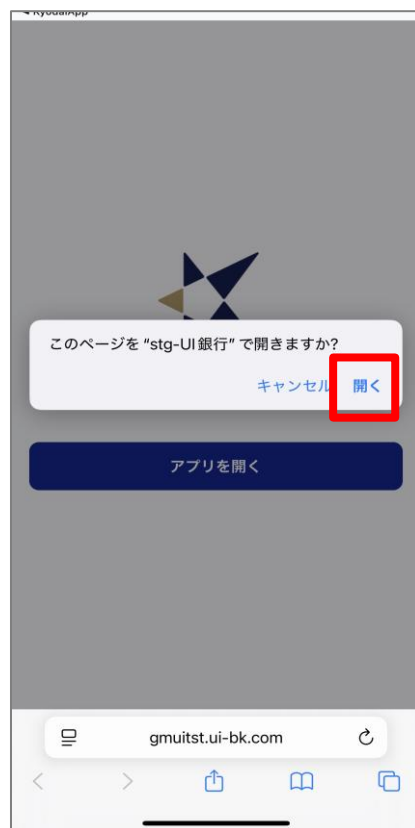
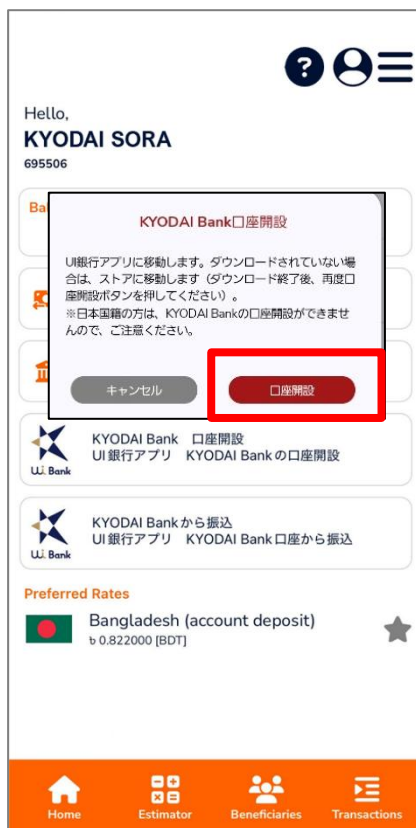


Foreign Language Switching

Starting Thursday, November 27, 2025, we will be introducing a multilingual switching function on the account opening and transfer screens. This is how customers who wish to use KYODAI Bank (savings deposit) can change the language. Supported languages: English, Korean, Chinese, Vietnamese, Indonesian, Cambodian

■ Account Opening Screen

Go to the App Store → Download → Open the UI Bank App



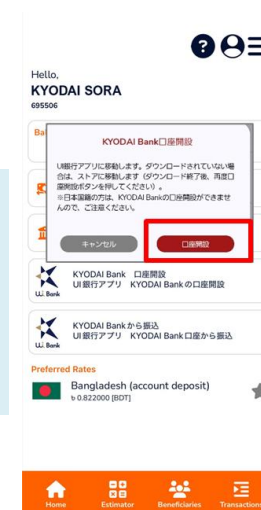
Foreign Language Switching



Menu → Settings → Language → Select Language



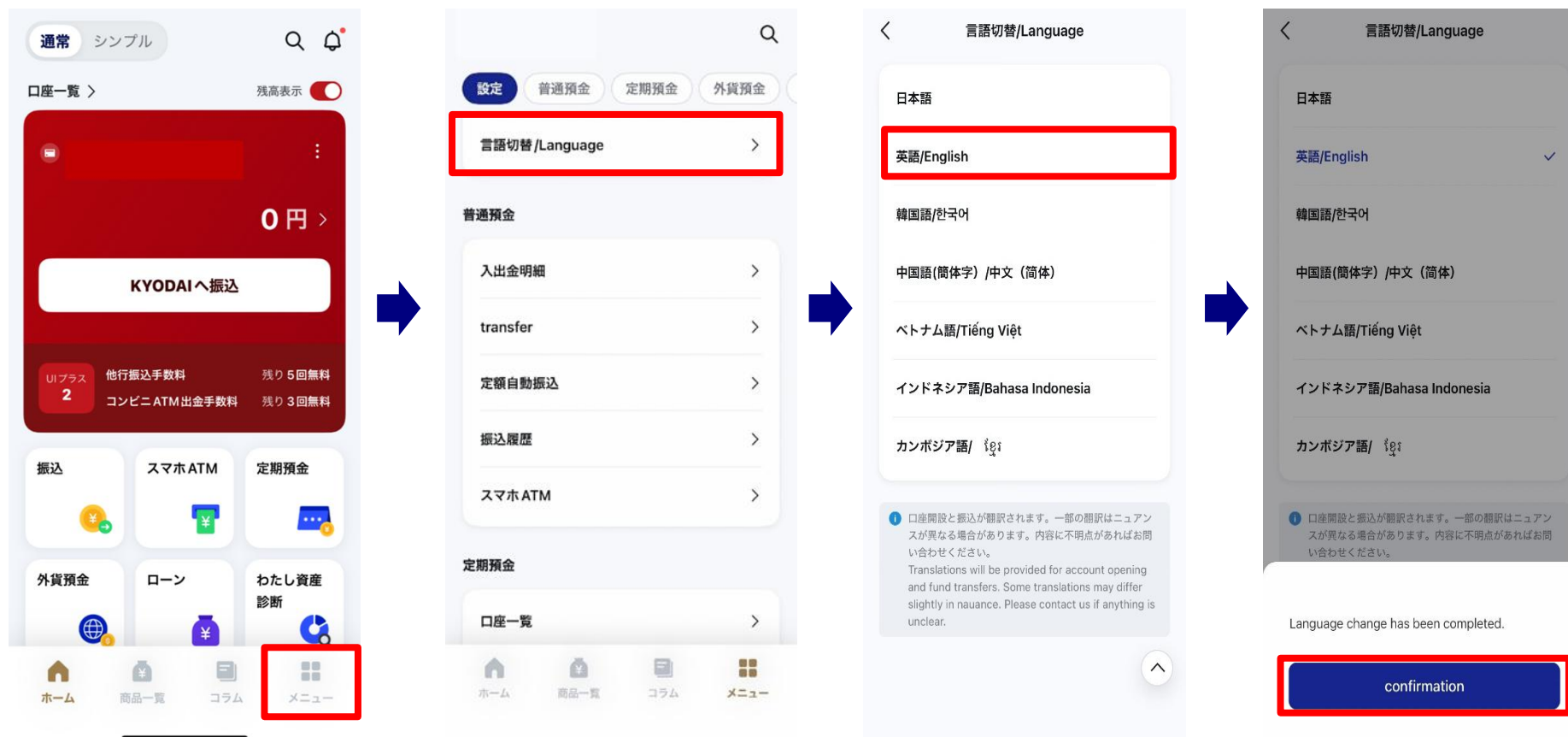
Close the UI Bank app,
reopen the KYODAI app,
and open an account by
tapping the 'Open
Account' button⇒



Foreign Language Switching

■ Transfer Screen

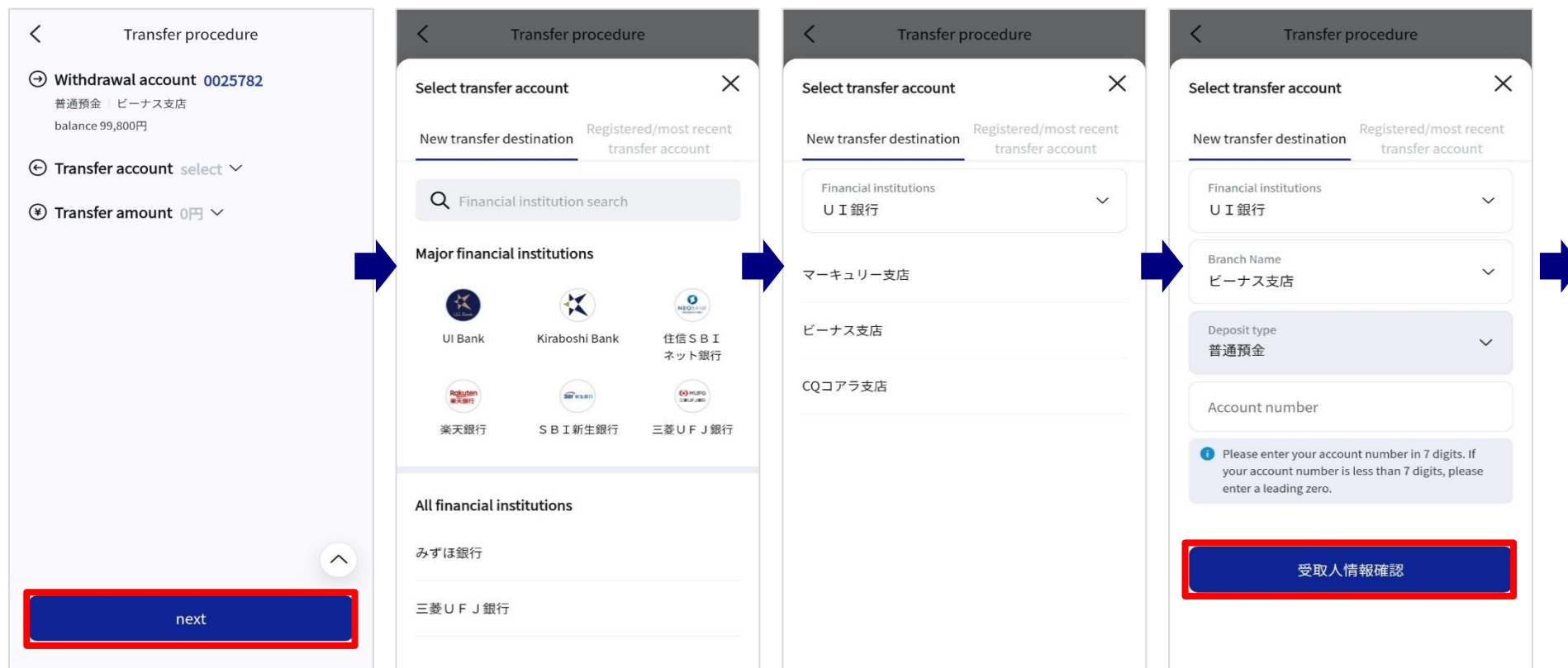
First, switch the language



Foreign Language Switching

■ Transfer Screen

After tapping the Transfer icon

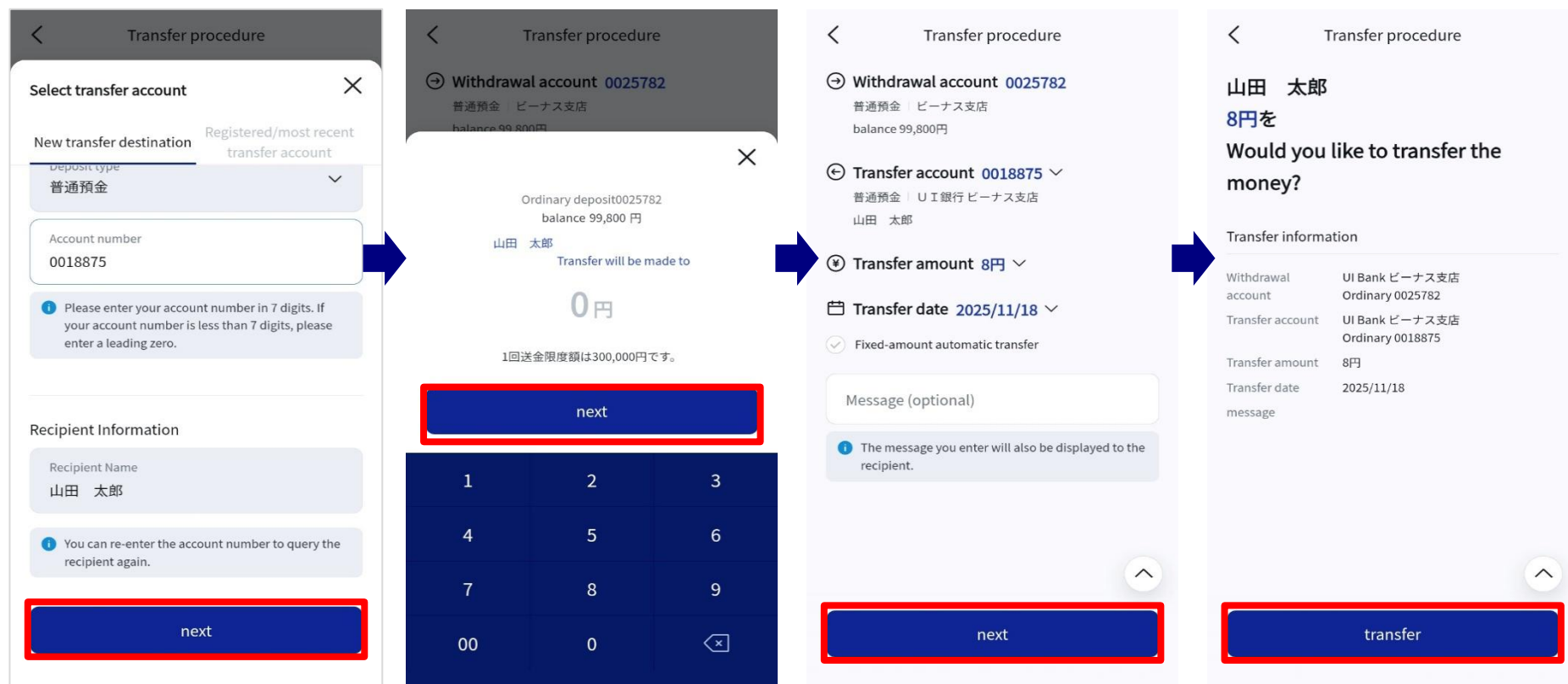


The sequence of screens for the transfer procedure is as follows:

- Transfer procedure**
 - Withdrawal account 0025782 (普通預金 | ビーナス支店, balance 99,800円)
 - Transfer account select ▼
 - Transfer amount 0円 ▼
 - next
- Select transfer account**
 - New transfer destination / Registered/most recent transfer account
 - Financial institution search
 - Major financial institutions
 - UI Bank
 - Kiraboshi Bank
 - 住信SBIネット銀行
 - 楽天銀行
 - SBI新生銀行
 - 三菱UFJ銀行
 - All financial institutions
 - みずほ銀行
 - 三菱UFJ銀行
- Select transfer account**
 - New transfer destination / Registered/most recent transfer account
 - Financial institutions
 - UI 銀行
 - マーキュリー支店
 - ビーナス支店
 - CQコアラ支店
- Select transfer account**
 - New transfer destination / Registered/most recent transfer account
 - Financial institutions
 - UI 銀行
 - Branch Name
 - ビーナス支店
 - Deposit type
 - 普通預金
 - Account number
 - Please enter your account number in 7 digits. If your account number is less than 7 digits, please enter a leading zero.
 - 受取人情報確認

Foreign Language Switching

■ Transfer Screen





The transfer procedure consists of the following steps:

- Select transfer account:** Choose the transfer destination (Registered/most recent transfer account) and enter the account number (0018875). A note states: "Please enter your account number in 7 digits. If your account number is less than 7 digits, please enter a leading zero." The recipient name is 山田 太郎 (Yamada Taro). A "next" button is highlighted.
- Withdrawal account:** The withdrawal account is 0025782 (UI Bank ビーナス支店, balance 99,800円). The transfer amount is 0円 (0 yen). A note states: "1回送金限度額は300,000円です。" (The limit for one transfer is 300,000 yen). A "next" button is highlighted.
- Transfer account:** The transfer account is 0018875 (UI Bank ビーナス支店, balance 99,800円). The transfer amount is 8円 (8 yen). The transfer date is 2025/11/18. A note states: "The message you enter will also be displayed to the recipient." A "next" button is highlighted.
- Transfer information:** The transfer information is displayed: Withdrawal account: UI Bank ビーナス支店 Ordinary 0025782, Transfer account: UI Bank ビーナス支店 Ordinary 0018875, Transfer amount: 8円, Transfer date: 2025/11/18. A "transfer" button is highlighted.

Foreign Language Switching



■ Transfer Screen





山田 太郎
8円

The transfer procedure has been completed.



Register bank transfer details Send a message

Transfer information

Withdrawal account	UI Bank ビーナス支店 Ordinary 0025782
Transfer account	UI Bank ビーナス支店 Ordinary 0018875
Transfer amount	8円
Transfer date	2025/11/18
message	

To deposit and withdraw

Back to Home

